





















TRAMPOLINE, DMT & TUMBLING

## Results Book



Coimbra (POR), 28<sup>th</sup> to 30<sup>th</sup> of June 2018

				S1	S2	S3	S4	S5	S6	S7	S8	S9	S10	L	A	E	D	H	Time	Total	Score
1.	SILVA	Diana	 TCL	2006	4	3	2	4	3	5	3	4	4	3	2	0	16.3	8.90	14.250	39.450	85.125
					2	2	4	2	4	2	6	4	3	6	2	0	16.3	5.6	9.40	14.375	45.675
2.	VIEIRA	Rita	 TCL	2006	1	2	6	6	8	8	6	4	6	4	4	0	14.5	9.15	14.490	38.140	84.125
					6	4	5	4	4	6	6	5	5	6	2	0	14.7	7.8	9.15	14.335	45.985
3.	BORLOZ	Nolwenn	 ACVG	2006	2	4	5	4	4	2	4	2	4	4	0	0	16.5	9.50	12.955	38.955	80.750
					4	4	2	6	6	6	4	4	6	4	0	0	15.4	4.5	9.35	12.545	41.795
4.	MERMOD	Laura	 ACVG	2006	4	4	2	4	4	4	6	4	4	4	4	0	15.6	8.90	13.175	37.675	79.860
					2	5	3	4	6	5	6	3	6	5	2	0	15.3	4.5	9.20	13.185	42.185
5.	ROQUE	Rita	 AAC	2006	2	4	2	4	4	6	3	4	4	4	2	0	16.1	9.50	12.950	38.550	79.835
					4	5	2	5	5	3	4	2	5	4	4	0	15.7	3.5	9.00	13.085	41.285
6.	MIRANDA	Leonor	 GCS	2006	4	4	4	3	4	3	3	2	6	6	0	0	16.1	9.70	11.985	37.785	78.530
					4	5	4	6	4	4	6	4	4	6	2	0	15.1	4.4	9.50	11.745	40.745
7.	ODAINII	Anna	 GSC	2009	2	4	2	4	4	4	5	4	4	4	0	0	16.3	9.45	11.205	36.955	77.180
					3	6	6	2	4	4	3	2	5	5	4	0	15.6	3.5	9.45	11.675	40.225
8.	COELHO	Joana	 AAC	2007	4	5	2	4	5	5	6	6	5	4	0	0	15.4	9.30	11.210	35.910	75.745
					6	4	2	1	3	4	4	3	5	4	1	0	16.3	2.2	9.60	11.735	39.835
9.	LEITÃO	Margarida	 GSC	2006	2	3	4	6	8	7	6	6	6	4	2	0	14.6	9.45	11.920	35.970	74.675
					5	4	4	6	6	6	7	4	8	6	2	0	14.2	3.3	9.35	11.855	38.705
10.	LINO	Carolina	 ADL	2008	6	4	3	4	5	6	6	5	6	7	4	0	14.4	8.85	11.600	34.850	74.290
					4	5	4	6	3	6	4	6	4	4	2	0	15.2	3.5	9.05	11.690	39.440
11.	ROSA	Madalena	 ADL	2006	4	3	4	4	4	6	5	3	3	9	1	0	15.4	9.45	12.845	37.695	73.880
					6	4	4	4	7	4	7	5	8		0	13.1	3.8	7.85	11.435	36.185	
12.	GUEDES	Beatriz	 GCS	2006	8	6	5	5	4	4	6	8	6	7	0	0	14.1	9.10	12.395	35.595	72.470
					7	7	6	10	9	6	8	9	7	8	2	0	12.1	3.3	9.35	12.125	36.875
13.	DIAS	Maria	 AAC	2007	6	4	3	6	8	4	6	4	5	4	3	0	14.7	9.35	11.075	35.125	72.315
					6	5	6	4	4	4	6	4	8	6	3	0	14.4	2.2	9.40	11.190	37.190
14.	VICENTE	Matilde	 AAC	2007	6	8	4	4	7	6	9	8	7	10	4	0	12.7	9.00	11.625	33.325	71.970
					6	4	4	3	3	4	4	5	6	8	4	0	14.9	2.2	9.40	12.145	38.645
15.	PINHEIRO	Nina	 AAC	2006	4	4	6	6	7	6	8	8	10	10	0	0	13.1	9.10	11.965	-2.0	71.095
					4	4	4	3	6	4	4	4	6	7	4	0	15.0	2.2	9.50	12.230	→
																				32.165	
																					38.930
16.	GOMES	Matilde	 AAC	2007	5	4	4	7	8	7	8	6	6	4	2	0	13.9	9.30	9.515	32.715	69.205
					5	4	4	3	3	5	6	4	8	8	0	0	15.0	2.2	9.50	9.790	36.490
17.	MOURA	Francisca	 AAC	2007	5	4	4	7	7	6	7	7	8		0	12.5	8.25	9.470	30.220	67.865	
					5	4	3	4	3	3	6	4	8	7	2	0	15.1	2.2	9.60	10.745	37.645
18.	CORREIA	Francisca	 AAC	2007	8	4	4	6	8	6	8				0	9.6	6.35	7.040	22.990	48.830	
					8	6	4	3	4	5	6			0	10.4	1.0	6.85	7.590	25.840		
19.	EDUARDA	Maria	 TCL	2007	4	4	8								0	4.4	2.90	3.735	11.035	38.565	
					4	4	4	8	6	7	7			0	10.0	3.1	6.00	8.430	27.530		

Generated by [sporttech.io](http://sporttech.io) official scoring system at Jun 29, 2018 6:36:56 PM. Live results at [www.sporttech.io/explore](http://www.sporttech.io/explore).

### Team Competition – U12 Female

				F1	F2	Total
1st	ROQUE	Rita	AAC	38,550	41,285	79,835
	COELHO	Joana	AAC	35,910	39,835	75,745
	DIAS	Maria	AAC	35,125	37,190	72,315
						<b>227,895</b>
2nd	EDUARDA	Maria	TCL	11,035	27,530	38,565
	SILVA	Diana	TCL	39,450	45,675	85,125
	VIEIRA	Rita	TCL	38,140	45,985	84,125
						<b>207,815</b>



CÂMARA MUNICIPAL  
DE  
COIMBRA



**EUROTRAMP®**





# Coimbra Gymfest 2018 2nd Edition

## Individual trampoline – U12 Male – Qualification

				S1	S2	S3	S4	S5	S6	S7	S8	S9	S10	L	A	E	D	H	Time	Total	Score
1.	FORNO	Álvaro		2006	2	3	4	2	4	3	4	2	4	2	0	16.6		9.35	14.325	40.275	86.415
					4	4	6	6	6	4	4	4	4	7	2	0	14.9	8.1	9.10	14.040	46.140
2.	JOSÉ	Francisco		2007	3	6	4	4	2	2	2	3	1	3	0	17.0		9.30	13.105	39.405	83.865
					4	6	5	4	4	4	6	4	6	6	0	0	15.1	8.1	8.65	12.610	44.460
3.	GOMES	Guilherme		2007	2	2	2	3	3	4	5	4	4	6	0	16.5		8.90	12.320	37.720	79.175
					7	4	4	4	6	7	6	4	6	7	1	0	14.4	5.9	9.00	12.155	41.455
4.	TEIXEIRA	Tiago		2006	4	6	4	6	3	4	3	6	3	8	4	14.9		9.25	13.175	37.325	79.130
					6	5	6	5	4	4	6	5	6	7	2	0	14.4	6.3	8.65	12.455	41.805
5.	REIS	Francisco		2007	4	6	4	4	6	4	5	5	6	0	15.1		9.45	11.980	36.530	77.555	
					4	4	4	4	4	4	3	3	4	6	0	0	16.0	3.5	9.05	12.475	41.025
6.	BRITO	Martim		2007	4	4	3	5	6	5	6	6	4	1	0	15.0		9.50	12.000	36.500	76.670
					4	6	4	4	5	6	4	4	5	6	0	0	15.2	3.5	9.15	12.320	40.170

Generated by [sporttech.io](http://sporttech.io) official scoring system at Jun 27, 2018 12:04:31 AM. Live results at [www.sporttech.io/explore](http://www.sporttech.io/explore).



CÂMARA MUNICIPAL  
COIMBRA



				S1	S2	S3	S4	S5	S6	S7	S8	S9	S10	L	A	E	D	H	Time	Total	Score	
1.	CARREIRO	Margarida		2004	2	4	4	3	5	2	3	2	2	4	0	0	16.9		9.50	14.550	40.950	88.505
					4	3	4	2	4	4	4	4	6	3	0	15.8	7.7	9.50	14.555	47.555		
2.	MORET	Lucie		2005	2	2	2	3	4	4	2	4	2	4	0	0	17.1		9.55	13.690	40.340	87.185
					4	4	5	4	4	4	6	2	4	6	0	0	15.7	8.5	9.25	13.395	46.845	
3.	ABRANTES	Rita		2004	4	3	2	3	3	3	4	2	4	2	0	0	17.0		9.35	13.625	39.975	85.820
					6	4	5	4	4	5	4	3	4	5	2	0	15.4	7.6	9.45	13.395	45.845	
4.	BRILHANTE	Matilde		2004	2	3	6	2	4	6	6	4	4	4	0	0	15.9		9.20	14.510	39.610	85.555
					4	4	4	5	5	6	6	6	7	8	0	0	14.5	7.6	9.05	14.795	45.945	
5.	MONTEIRO	Maria		2005	2	2	4	4	4	4	4	3	8	5	1	0	15.9		8.80	13.465	38.165	82.030
					4	4	4	4	4	4	4	4	7	0	0	15.7	5.4	9.15	13.615	43.865		
6.	CUNHA	Maria		2004	4	4	4	4	5	3	4	4	6	4	0	0	15.8		9.25	13.340	38.390	81.870
					3	4	2	4	4	6	6	4	3	7	2	0	15.5	5.5	8.90	13.580	43.480	
7.	ALMEIDA	Matilde		2005	3	4	3	3	4	4	4	3	4	4	0	0	16.4		8.70	13.230	38.330	81.595
					2	2	2	3	4	4	4	2	4	6	0	0	16.7	4.2	9.00	13.365	43.265	
8.	RAMALHO	Joana		2004	4	3	3	4	4	4	6	2	4	4	2	0	16.0		9.35	13.605	38.955	81.480
					3	3	3	3	4	2	2	2	4	8	20	0	14.6	4.8	9.50	13.625	42.525	
9.	FRAZÃO	Inês		2004	4	3	2	4	4	3	5	8	7	5	0	0	15.5		9.15	12.960	37.610	80.560
					6	3	8	4	3	4	6	3	6	8	2	0	14.7	5.8	9.20	13.250	42.950	
10.	LE MOS	Margarida		2004	1	2	3	3	4	3	5	2	1	4	0	0	17.2		9.05	14.585	40.835	79.910
					2	3	4	6	8	8	6	4	9		0	13.0	5.5	7.65	12.925	39.075		
11.	PEREIRA	Ana Matilde		2005	2	4	6	4	4	4	6	5	5	7	0	0	15.3		8.90	13.565	37.765	79.625
					4	4	5	8	7	8	6	8	6	8	3	0	13.3	6.3	8.75	13.510	41.860	
12.	ALEIXO	Josefa		2004	3	6	4	4	6	6	6	4	5	6	0	0	15.0		9.10	12.595	36.695	79.105
					6	2	4	5	4	4	7	5	4	7	0	0	15.2	5.1	9.30	12.810	42.410	
13.	LOURINHO	Sofia		2004	4	6	6	8	9	7	8	5	4	8	2	0	13.3		9.10	12.715	35.115	78.385
					6	3	5	6	7	6	4	4	4	8	0	0	14.7	6.3	9.50	12.770	43.270	
14.	GONÇALVES	Filipa		2004	4	5	4	6	6	4	6	6	6	6	0	0	14.7		9.75	13.220	37.670	78.050
					6	8	8	5	7	9	8	8	10	9	4	0	11.8	7.1	8.50	12.980	40.380	
15.	GONÇALVES	Lou-Ann		2005	4	4	4	4	3	6	6	4	4	4	0	0	15.7		9.55	12.155	37.405	77.675
					4	4	4	5	6	4	6	4	5	8	0	0	15.0	4.0	9.10	12.170	40.270	
16.	PEGACHA	Madalena		2004	4	5	5	5	6	6	8	4	4	6	1	0	14.6		9.50	12.740	36.840	76.840
					8	6	6	8	6	4	6	3	5	8	20	0	12.0	6.4	9.05	12.550	40.000	
17.	PIRES	Inês		2005	4	6	5	6	6	4	6	6	6	4	4	0	14.3		9.20	12.250	35.750	74.225
					4	6	7	6	6	6	6	6	6	8	20	0	11.9	5.4	9.00	12.175	38.475	

Generated by [sporttech.io](http://sporttech.io) official scoring system at Jun 29, 2018 8:11:44 PM. Live results at [www.sporttech.io/explore](http://www.sporttech.io/explore).



CÂMARA MUNICIPAL  
COIMBRA



EUROTRAMP





### Team Competition 13-14 Female

				F1	F2	Total
1st	CUNHA	Maria	AAC	38,390	43,480	81,870
	MONTEIRO	Maria	AAC	38,165	43,865	82,030
	ABRANTES	Rita	AAC	39,975	45,845	85,820
						<b>249,720</b>
2nd	ALEIXO	Josefa	ADL	36,695	42,410	79,105
	FRAZÃO	Inês	ADL	37,610	42,950	80,560
	LEMONS	Margarida	ADL	40,835	39,075	79,910
						<b>239,575</b>



CÂMARA MUNICIPAL  
COIMBRA



**EUROTRAMP**





# Coimbra Gymfest 2018 2nd Edition

## Individual trampoline – 13-14 Male – Qualification

				S1	S2	S3	S4	S5	S6	S7	S8	S9	S10	L	A	E	D	H	Time	Total	Score	
1.	MORAIS	Gonçalo		2004	1	1	2	1	4	3	2	1	2	2	0	0	18.1		9.30	15.460	42.860	93.675
			ACVG		2	4	3	4	2	4	4	2	2	0	0	17.1	9.1	9.40	15.215	50.815		
2.	GAFNER	Jayan		2004	1	2	2	3	4	5	2	2	2	2	0	17.3		9.00	15.740	42.040	90.890	
			ACVG		4	4	4	3	4	3	4	5	4	8	2	15.5	9.1	9.15	15.100	48.850		
3.	BOTELHO	André		2005	6	9	6	4	5	4	6	6	4	6	0	14.4		9.25	12.140	35.790	78.605	
			GCS		7	5	5	4	4	4	6	4	4	0	15.3	5.2	9.60	12.715	42.815			
4.	HOMEM	Gabriel		2005	6	6	6	7	7	6	8	6	6	2	0	13.4		8.95	13.685	-2.0	77.695	
			GCS		6	6	6	6	6	6	7	6	8	8	1	13.4	7.0	8.95	14.310	→		
																			34.035			
																			43.660			
5.	LAVADO	Martim		2004	2	4	2	4	4	4	4	4	6	6	0	16.0		9.10	13.720	38.820	52.725	
			TCL		6	3	8								0	4.3	2.9	2.60	4.105	13.905		

Generated by [sporttech.io](http://sporttech.io) official scoring system at Jun 27, 2018 12:02:25 AM. Live results at [www.sporttech.io/explore](http://www.sporttech.io/explore).



CÂMARA MUNICIPAL  
DE  
COIMBRA



EUROTRAMP®



				S1	S2	S3	S4	S5	S6	S7	S8	S9	S10	L	A	E	D	H	Time	Total	Score	
1.	ABRANTES	Joana	 AAC	2002	2	2	1	2	5	2	4	4	4	4	0	0	17.0		9.20	14.325	40.525	88.590
					6	4	4	4	4	4	2	4	4	0	0	16.0	8.7	9.15	14.215	48.065		
2.	OLIVEIRA	Ana	 GSC	2002	3	4	5	4	3	4	4	4	3	5	0	0	16.1		9.35	15.255	40.705	88.525
					4	2	4	4	2	5	4	2	2	0	0	16.9	5.8	9.50	15.620	47.820		
3.	SARMENTO	Marta	 GSC	2002	2	2	4	5	4	5	4	4	2	4	6	0	15.8		9.30	14.720	39.820	85.370
					2	2	4	8	5	5	4	3	2	6	3	0	15.6	5.8	9.10	15.050	45.550	
4.	DIETZEL	Sally	 ACVG	2002	2	2	4	4	6	6	4	4	2	6	1	0	15.9		9.30	14.775	39.975	83.570
					8	7	8	9	7	8	9	6	6	2	0	12.4	8.5	8.75	13.945	43.595		
5.	MATIAS	Sofia	 GCO	2002	5	7	4	5	6	6	5	8	4	7	4	0	13.9		9.35	14.450	37.700	82.320
					6	7	4	6	8	6	6	5	6	7	2	0	13.7	7.5	8.85	14.570	44.620	
6.	ERNIŠA	Lara	 SLO	2003	6	6	6	6	5	7	7	6	6	10	20	0	11.5		9.10	13.535	34.135	76.090
					8	8	6	8	6	6	7	8	6	6	0	0	13.1	6.1	9.10	13.655	41.955	
7.	RIBEIRO	Sara	 CCRAM	2002	5	6	4	6	8	8	4	8	6	7	0	0	13.8		8.55	13.545	35.895	73.675
					7	7	8	8	7	9	8	5	6			0	11.5	6.4	7.85	12.030	37.780	
8.	POLANŠČEK	Aleša	 SLO	2003	5	6	6	6	7	8	7	10	9	10	6	0	12.0		8.75	13.095	31.845	61.630
					8	9	10	8	9	0	0	0	0	0	0	0	15.6	-2.0	4.75	6.435	29.785	
																	3.0					
9.	LAUHOEFER	Saskia	 TTH	2003	2	2	2	4	8	3	4	4	3	4	1	0	16.3		8.85	15.675	40.825	46.300
					6										0	1.4	1.5	1.00	1.575	5.475		
10.	CARNEIRO	Carolina	 AAC	2003	4	6	2	5	5	8	8	8	10	10	3	0	13.1		9.05	13.870	36.020	40.745
					8										0	1.2	1.3	0.80	1.425	4.725		
11.	ČOPI	Maja	 SLO	2003	6										0	1.4		0.90	1.430	3.730	12.070	
					8	10									0	2.2	1.6	1.70	2.840	8.340		

Generated by [sporttech.io](http://sporttech.io) official scoring system at Jun 29, 2018 8:58:52 AM. Live results at [www.sporttech.io/explore](http://www.sporttech.io/explore).



CÂMARA MUNICIPAL  
TE  
COIMBRA





### Team Competition 15-16 Female

				F1	F2	Total
1st	COPI	Maja	SLO	3,730	8,340	12,070
	POLANSCEK	Alesa	SLO	31,845	29,785	61,630
	ERNISA	Lara	SLO	34,135	41,955	76,090
						<b>149,790</b>



CÂMARA MUNICIPAL  
DE  
COIMBRA





Coimbra Gymfest 2018 2nd Edition  
Individual trampoline – 15-16 Male – Qualification

				S1	S2	S3	S4	S5	S6	S7	S8	S9	S10	L	A	E	D	H	Time	Total	Score	
1.	COSTA	João		2003	4	4	7	6	4	6	6	6	7	8	0	0	14.2		9.30	14.320	37.820	80.985
			ADC		6	7	8	6	6	8	7	6	6	10	4	0	12.6	8.1	8.80	13.665	43.165	
2.	PALMA	Diogo		2003	2	8	6	8	10	8	8	8	8	8	4	0	12.2		9.15	14.370	35.720	77.870
			CCRAM		5	7	6	6	8	8	6	8	8	8	2	0	12.8	5.8	8.95	14.600	42.150	
3.	FERNANDES	Diogo		2002	2	4	2	3	8						0	8.1		4.30	8.505	20.905	72.785	
			AAC		6	4	4	4	6	4	4	4	8	4	0	14.8	11.6	9.00	16.480	51.880		
4.	ALLARD	Gilles		2002	5	6	6	6	5	6	4	4	3	4	4	0	14.7		9.20	15.115	39.015	54.375
			ACVG		5	5	6								0	4.4	3.8	2.60	4.560	15.360		
5.	SILVA	Miguel		2002	2	3	2	4	5	7	3	2	4	4	1	0	16.3		9.10	16.065	41.465	45.060
			TCL		6										0	1.4	1.7	0.90	1.595	-2.0		
																						→
																						3.595

Generated by [sporttech.io](http://sporttech.io) official scoring system at Jun 28, 2018 11:20:55 PM. Live results at [www.sporttech.io/explore](http://www.sporttech.io/explore).



CÂMARA MUNICIPAL  
DE  
COIMBRA





Coimbra Gymfest 2018 2nd Edition  
Individual trampoline – 17+ Female – Qualification

				S1	S2	S3	S4	S5	S6	S7	S8	S9	S10	L	A	E	D	H	Time	Total	Score
1.	BUCHHOLZ Charmaine		2000	0	2	0	1	4	2	2	3	2	2	0	0	18.2		9.90	15.780	43.880	93.590
				0	2	2	4	4	2	4	4	4	4	4	1	0	16.9	8.2	9.30	15.310	49.710
2.	SIMÃO Ingrid		1996	1	2	3	4	3	2	4	3	4	6	0	0	16.8		9.35	15.950	40.100	90.505
				4	4	6	6	4	4	4	4	4	4	7	0	0	15.3	-2.0	9.15	15.255	50.405
3.	RAMOS Ana		1997	1	2	0	2	4	3	4	2	4	4	0	0	17.4		9.80	14.425	41.625	88.235
				4	6	3	2	4	4	4	4	4	6	2	0	15.7	7.5	8.90	14.510	46.610	
4.	ALVES Camila		1999	2	2	2	6	3	6	4	5	3	5	3	0	15.9		9.35	14.330	39.580	85.545
				6	6	6	4	4	5	5	6	6	5	2	0	14.5	8.7	8.95	13.815	45.965	
5.	PINTO Beatriz		2001	0	2	4	4	2	4	2	4	2	6	2	0	16.8		8.95	14.300	40.050	85.445
				7	6	6	4	6	5	6	6	4	6	2	0	14.2	8.3	9.05	13.845	45.395	
6.	BORGES Mariana		1990	2	4	4	4	5	3	7	4	5	5	2	0	15.5		9.40	13.890	38.790	83.280
				6	6	6	5	6	7	8	6	6	6	0	0	13.8	7.6	9.25	13.840	44.490	
7.	LOPES Leonor		1998	2	3	5	6	4	6	6	2	4	6	0	0	15.6		9.15	14.715	39.465	44.505
				8										0	1.2	1.5	0.80	1.540	5.040		

Generated by [sporttech.io](http://sporttech.io) official scoring system at Jun 29, 2018 8:11:19 PM. Live results at [www.sporttech.io/explore](http://www.sporttech.io/explore).



CÂMARA MUNICIPAL  
COIMBRA












### Team Competition 17+ Female

				F1	F2	Total
1st	LOPES	Leonor	AAC	39,465	5,040	44,505
	ALVES	Camila	AAC	39,580	45,965	85,545
	PINTO	Beatriz	AAC	40,050	45,395	85,445
						<b>215,495</b>



CÂMARA MUNICIPAL  
DE  
COIMBRA



				S1	S2	S3	S4	S5	S6	S7	S8	S9	S10	L	A	E	D	H	Time	Total	Score	
1.	SANTOS	Ricardo		1992	0	0	2	2	2	0	2	2	3	4	2	0	18.1		9.00	18.835	45.935	104.880
			GCST		4	4	4	4	6	4	4	4	6	4	2	0	15.4	17.7	8.60	17.245	58.945	
2.	SCHULDT	Matthias		2000	0	2	2	2	0	2	2	2	4	2	0	18.0		9.35	17.335	44.685	99.325	
			TTH		4	4	4	6	8	8	8	7	6	6	4	0	13.5	15.6	8.65	16.890	54.640	
3.	FÉLIX	João		2001	1	2	0	2	3	4	4	2	4	6	4	0	16.8		9.00	17.885	43.685	94.455
			SAR		4	6	8	8	8	8	8	6	7	4	0	12.5	13.7	9.00	15.570	50.770		
4.	BEHRE	Louis		2001	2	2	2	4	5	5	5	5	6		0	14.4		7.80	14.365	36.565	86.895	
			TTH		2	2	2	3	2	2	5	4	4	4	0	16.6	8.2	9.20	16.330	50.330		
5.	SIMÕES	Luís		1998	1	2	2	4	2	6	4	4	4	6	3	0	16.2		9.25	15.945	41.395	84.795
			AAC		7	8	8	8	10	10	10	9	9	10	5	0	10.6	10.3	8.70	13.800	43.400	
6.	CARVALHO	Pedro		1998	6	8	10	10	8	7	8	7	8	7	2	0	11.9		8.75	16.225	36.875	81.045
			AAC		6	6	7	6	5	7	9	7	7	9	4	0	12.7	6.9	8.80	15.770	44.170	
7.	EMIR	Cueneyt		1997	0	1	2	1	2	2	4	3	4	6	2	0	17.3		9.05	17.480	43.830	77.330
			TTH		5	4	5	4	6	6					0	9.0	9.0	5.35	10.150	33.500		

Generated by [sporttech.io](http://sporttech.io) official scoring system at Jun 27, 2018 12:03:50 AM. Live results at [www.sporttech.io/explore](http://www.sporttech.io/explore).



CÂMARA MUNICIPAL  
COIMBRA










### Team Competition 17+ Male

			F1	F2	Total
1st	SCHULDT Matthias	TTH	44,685	54,640	99,325
	EMIR Cueneyt	TTH	43,830	33,500	77,330
	BEHRE Louis	TTH	36,565	50,330	86,895
					<b>263,550</b>



CÂMARA MUNICIPAL  
DE  
COIMBRA



					S1	S2	S3	S4	S5	S6	S7	S8	L	A	E	D	Total	Score
1.	ASTON	Lucy	 DCGC	2006	3 4	6 6	6 6	6 6	4 6	6 6	5 5	10 10	3 6	0 0	25.1 24.5	3.2 3.4	28.300 27.900	56.200
2.	NOGUEIRA	Lara	 AAC	2006	4 6	6 6	6 6	6 7	8 8	6 7	6 6	10 9	3 3	0 0	24.5 24.2	2.8 1.7	27.300 25.900	53.200
3.	OLIVEIRA	Matilde	 AAC	2006	5 6	6 6	6 6	5 6	6 6	6 5	6 5	8 9	4 3	0 0	24.8 24.8	1.7 1.4	26.500 26.200	52.700
4.	FOSTER	Erin	 DCGC	2008	6 6	7 6	6 9	6 6	6 6	6 6	6 6	7 8	6 9	0 0	24.4 23.8	2.2 1.8	26.600 25.600	52.200
5.	CUTMORE	Emma	 DCGC	2007	4 6	6 6	6 6	6 6	6 6	6 5	5 6	9 6	30 3	0 0	22.2 25.0	2.1 1.8	24.300 26.800	51.100
6.	MADEIRA	Maria	 AAC	2008	6 5	6 7	7 7	8 6	8 7	6 7	8 6	9 9	9 5	0 0	23.3 24.1	1.3 1.2	24.600 25.300	49.900
7.	MARQUES	Matilde	 AAC	2007	7 6	8 7	7 7	7 6	7 7	7 7	7 9	8 15	7 3	0 0	23.5 23.3	1.3 1.6	24.800 24.900	49.700
8.	ALEXANDRE	Beatriz	 AAC	2006	6 5	6 6	8 7	9 6	7 7	7 7	6 9	9 0	3 0	0 0	23.9 22.3	1.9 1.1	25.800 23.400	49.200
9.	RYAN	Eva	 DCGC	2008	5 6	7 9	8 9	8 9	6 9	8 11	9 10	8 9	3 3	0 0	23.8 22.5	1.5 1.5	25.300 -0.6 → 23.400	48.700
10.	OLIVEIRA	Ana	 AAC	2007	6 6	7 6	7 6	6 6	8 9	6 8	6 7	6 8	0 3	0 0	22.4 24.1	0.7 1.3	23.100 25.400	48.500
11.	MIRANDA	Mafalda	 AAC	2008	5 5	6 6	7 6	7 8	8 6	6 6	6 8	8 0	9 0	0 0	23.8 22.5	1.3 0.7	25.100 23.200	48.300
12.	SILVA	Joana	 CCRAM	2006	6 6	7 6	6 8	6 8	7 7	9 9	8 8	10 12	9 9	0 0	23.2 22.7	1.3 1.3	24.500 -0.6 → 23.400	47.900
13.	ALMEIDA	Maria	 AAC	2008	6 7	9 9	9 9	9 11	9 10	8 9	9 9	9 11	0 7	0 0	21.1 21.8	0.7 1.3	21.800 23.100	44.900
14.	SALTÃO	Sofia	 AAC	2006	6 6	7 8	8 8	6 9	8 9	7 9	6 9	12 0	6 0	0 0	23.4 17.0	1.3 0.5	-0.6 → 24.100 17.500	41.600
15.	CABRAL	Mafalda	 AAC	2008	6 7	8 9	9 9	10 12	12 12	12 13	13 13	0 0	0 0	0 0	20.0 17.8	0.7 0.6	20.700 18.400	39.100
16.	GONÇALVES	Filipa	 AAC	2008	8 9	9 9	9 10	9 12	11 12	12 12	13 13	0 0	0 0	0 0	19.9 15.8	0.7 0.5	20.600 16.300	36.900

Generated by [sporttech.io](http://sporttech.io) official scoring system at Jun 29, 2018 1:55:04 PM. Live results at [www.sporttech.io/explore](http://www.sporttech.io/explore).



CÂMARA MUNICIPAL  
COIMBRA



EUROTRAMP



### Team Competition U12 Female

				F1	F2	Total
1st	FOSTER	Erin	DCGC	26,60	25,60	52,20
	ASTON	Lucy	DCGC	28,30	27,90	56,20
	CUTMORE	Emma	DCGC	24,30	26,80	51,10
					<b>159,50</b>	
2nd	NOGUEIRA	Lara	AAC	27,30	25,90	53,20
	OLIVEIRA	Matilde	AAC	26,50	26,20	52,70
	MADEIRA	Maria	AAC	24,60	25,30	49,90
					<b>155,80</b>	





Coimbra Gymfest 2018 2nd Edition  
 Tumbling – U12 Male – Qualification

					S1	S2	S3	S4	S5	S6	S7	S8	L	A	E	D	Total	Score	
1.	STEEL	Aaron		DCGC	2008	3 4	6 6	5 5	6 6	5 4	7 4	6 4	6 3	0 0	25.0 25.8	1.7 1.8	-0.6 →	26.100 27.600	53.700
2.	PRATA	Rui		AAC	2006	3 4	6 4	5 5	6 5	6 5	5 6	5 6	0 0	0 0	23.4 23.5	0.8 0.8		24.200 24.300	48.500
3.	COSTA	Miguel		AAC	2008	6 6	9 9	9 9	12 10	12 12	15 13		0 0	0 0	17.7 18.1	0.6 0.6		18.300 18.700	37.000
4.	CUNHA	Joaquim		AAC	2008	6 6	8 7	10 9	12 9		10 12	12 12	0 0	0 0	14.4 20.5	0.4 0.7		14.800 21.200	36.000

Generated by [sporttech.io](http://sporttech.io) official scoring system at Jun 27, 2018 12:10:21 AM. Live results at [www.sporttech.io/explore](http://www.sporttech.io/explore).



CÂMARA MUNICIPAL  
 DE  
 COIMBRA





### Team Competition U12 Male

				F1	F2	Total
1st	CUNHA	Joaquim	AAC	14,80	21,20	36,00
	COSTA	Miguel	AAC	18,30	18,70	37,00
	PRATA	Rui	AAC	24,20	24,30	48,50
						<b>121,50</b>













CÂMARA MUNICIPAL  
DE  
COIMBRA



**EUROTRAMP**



				S1	S2	S3	S4	S5	S6	S7	S8	L	A	E	D	Total	Score	
1.	MALHOUSE	Mya	 DCGC	2004	3	6	6	6	6	4	9	4	0	25.0	3.2	-0.3 → 27.900	55.400	
					3	6	6	6	7	6	4	9	9	0	24.4	3.4		-0.3 → 27.500
2.	MCALLISTER	Lorna	 DCGC	2004	5	6	5	5	6	5	9	6	0	24.8	3.2	28.000	55.300	
					5	6	6	6	5	3	4	6	7	0	25.2	2.1		27.300
3.	DAVIES	Rebekah	 DCGC	2004	6	6	7	6	6	3	4	9	6	0	24.7	3.1	27.800	55.100
					6	6	6	5	6	4	3	6	5	0	25.3	2.0	27.300	
4.	PINTO	Francisca	 AAC	2004	5	6	6	6	5	4	3	9	8	0	24.8	3.1	27.900	54.200
					5	6	8	8	9	6	7	9	6	0	23.6	2.7	26.300	
5.	SANTOS	Vitoria	 ADL	2005	6	8	8	6	6	5	5	8	5	0	24.3	1.9	26.200	52.000
					6	8	6	6	7	5	5	9	5	0	24.3	1.5	25.800	
6.	VEIGA	Maria	 AAC	2004	6	6	6	6	7	8	7	9	6	0	23.9	1.9	-0.6 → 25.200	51.700
					6	6	5	6	7	6	5	8	4	0	24.7	1.8	26.500	
7.	WILSON	Daisy	 DCGC	2004	4	6	6	6	5	5	5	12	3	0	24.8	2.9	-0.3 → 27.400	51.600
					5	6	6	6	4	5	3		0	0	23.5	0.7	24.200	
8.	BARRATT	Tia	 DCGC	2005	6	6	6	6	5	5	4	9	30	0	22.3	2.9	25.200	51.500
					6	6	7	7	6	6	6	6	6	0	24.4	1.9	26.300	
9.	GUIMARÃES	Beatriz	 AAC	2005	6	6	8	6	6	6	5	12	9	0	23.6	1.7	25.300	51.400
					6	6	8	6	6	6	6	6	3	0	24.7	1.4	26.100	
10.	COSTA	Leonor	 AAC	2004	5	6	6	6	6	7	8		0	0	22.6	1.0	23.600	50.600
					5	5	6	6	6	5	5	9	5	0	24.8	2.2	27.000	

Generated by [sporttech.io](http://sporttech.io) official scoring system at Jun 27, 2018 12:08:39 AM. Live results at [www.sporttech.io/explore](http://www.sporttech.io/explore).



CÂMARA MUNICIPAL  
COIMBRA



EUROTRAMP



### Team Competition 13-14 Female

				F1	F2	Total
1st	MALTHOUSE	Mya	DCGC	27,90	27,50	55,40
	MCALLISTER	Lorna	DCGC	28,00	27,30	55,30
	DAVIES	Rebekah	DCGC	27,80	27,30	55,10
						<b>165,80</b>
2nd	GUIMARÃES	Beatriz	AAC	25,30	26,10	51,40
	VEIGA	Maria	AAC	25,20	26,50	51,70
	FRANCISCA	Pinto	AAC	27,90	26,30	54,20
						<b>157,30</b>



CÂMARA MUNICIPAL  
 DE  
 COIMBRA



**EUROTRAMP**





Coimbra Gymfest 2018 2nd Edition  
Tumbling – 13-14 Male – Qualification

					S1	S2	S3	S4	S5	S6	S7	S8	L	A	E	D	Total	Score	
1.	GOMBERG	Lior	 ISR	2004	6	6	6	5	4	3	3	8	9	0	25.0	4.3	-0.5 → 28.800	58.600	
					6	6	8	6	6	4	4	8	4	0	24.8	5.2	-0.2 → 29.800		
2.	ANTÓNIO	Miguel	 ADL	2004	5	6	6	7	6	7	9	11	3	0	24.0	2.9		26.900	53.500
					5	6	6	6	6	9	7	9	6	0	24.0	2.6		26.600	
3.	SANTOS	André	 AAC	2005	6	8	9	7	6	5	5	8	9	0	23.7	1.7		25.400	50.900
					6	6	9	6	7	5	5	7	8	0	24.1	1.4		25.500	
4.	CARVALHO	Guilherme	 AAC	2005	5	6	9	7	6	6	6	11	9	0	23.5	2.2		25.700	48.200
					5	6	8	9	8	9	8		0	0	21.7	0.8		22.500	

Generated by [sporttech.io](http://sporttech.io) official scoring system at Jun 27, 2018 12:08:55 AM. Live results at [www.sporttech.io/explore](http://www.sporttech.io/explore).



CÂMARA MUNICIPAL  
DE  
COIMBRA





# Coimbra Gymfest 2018 2nd Edition

## Tumbling – 15-16 Female – Qualification

					S1	S2	S3	S4	S5	S6	S7	S8	L	A	E	D	Total	Score	
1.	ALLEN	Sophie		DCGC	2002	3	4	4	3	3	3	4	9	3	0	26.4	3.4	29.800	60.100
						2	3	3	4	4	3	2	7	5	0	26.7	3.6	30.300	
2.	YORKE	Elisha		DCGC	2003	3	5	6	6	4	5	4	11	30	0	22.6	3.9	26.500	55.800
						3	6	5	4	5	3	3	9	3	0	25.9	3.4	29.300	
3.	LEMOS	Laura		ADL	2002	3	6	6	6	6	6	6	6	3	0	25.2	1.6	26.800	53.000
						3	7	6	8	8	7	6	9	5	0	24.1	2.1	26.200	
4.	KELLY	Tia		DCGC	2002	3	5	6	6	7	6	8		0	0	22.9	1.3	24.200	52.000
						3	5	6	7	6	6	5	11	5	0	24.6	3.2	27.800	
5.	RODRIGUES	Ana		AAC	2002	3	5	5	6	6	5	4	8	30	0	22.8	1.3	-0.3 → 23.800	50.800
						3	5	5	5	4	4	4	9	3	0	25.8	1.2	27.000	
6.	CRAVO	Constança		AAC	2002	3	7	9	8	7	6	7	9	9	0	23.5	1.7	-0.3 → 24.900	47.500
						3	7	9	8	9	9	8		0	0	21.7	0.9	22.600	

Generated by [sporttech.io](http://sporttech.io) official scoring system at Jun 27, 2018 12:09:07 AM. Live results at [www.sporttech.io/explore](http://www.sporttech.io/explore).



CÂMARA MUNICIPAL  
DE  
COIMBRA





### Team Competition 15-16 Female

				F1	F2	Total
1st	ALLDEN	Sophie	DCGC	29,80	30,30	60,10
	YORKE	Elisha	DCGC	26,50	29,30	55,80
	KELLY	Tia	DCGC	24,20	27,80	52,00
						<b>167,90</b>



CÂMARA MUNICIPAL  
DE  
COIMBRA



**EUROTRAMP**





Coimbra Gymfest 2018 2nd Edition  
 Tumbling – 15-16 Male – Qualification

					S1	S2	S3	S4	S5	S6	S7	S8	L	A	E	D	Total	Score
1.	REID	Thomas	 DCGC	2003	6	5	3	3	4	3	5	9	5	0	25.7	3.6	29.300	57.900
					6	5	6	5	5	5	4	9	3	0	25.2	3.4	28.600	
2.	FERNANDES	Paulo	 ADL	2002	3	3	4	3	3	3	2	9	5	0	26.5	4.4	30.900	57.700
					3	6	6	6	5	5	12		0	0	22.7	4.1	26.800	
3.	TOLEDANO	Eran	 ISR	2002	3	9	9	8	7	6	3	9	3	0	24.3	4.3	28.600	53.500
					3	6	9	11	12	10	6	9	7	0	22.7	2.8	-0.6 → 24.900	

Generated by [sporttech.io](http://sporttech.io) official scoring system at Jun 27, 2018 12:09:29 AM. Live results at [www.sporttech.io/explore](http://www.sporttech.io/explore).



CÂMARA MUNICIPAL  
 DE  
 COIMBRA



EUROTRAMP







Coimbra Gymfest 2018 2nd Edition  
 Tumbling – 17+ Female – Qualification

						S1	S2	S3	S4	S5	S6	S7	S8	L	A	E	D	Total	Score
1.	YOUNG	Megan		DCGC	2001	3 2	3 2	3 1	3 3	3 3	3 3	5 3	8 10	4 5	0 0	26.5 26.8	3.3 3.1	29.800 29.900	59.700
2.	LUCAS	Carolina		AAC	2000	3 3	6 6	5 6	6 8	6 6	6 6	6 6	8 12	2 3	0 0	25.2 24.4	1.9 1.9	27.100 26.300	53.400
3.	GOMES	Daniela		AAC	2000	3 3	6 6	6 7	6 7	6 6	6 6	6 8	11 9	9 7	0 0	24.1 24.1	2.1 1.5	26.200 25.600	51.800
4.	JÁCOME	Beatriz		AAC	1999	3 3	4 4	5 4	4 4	3 6	4 6	4 6	9 0	4 0	0 0	26.0 21.3	1.2 0.6	27.200 21.900	49.100
5.	POMBO	Ana		AAC	2001	3 5	9 9	9 10	9 9	9 10	9 11	9 10	8 12	3 3	0 0	23.2 22.1	1.3 1.6	24.500 23.700	48.200

Generated by [sporttech.io](http://sporttech.io) official scoring system at Jun 27, 2018 12:09:43 AM. Live results at [www.sporttech.io/explore](http://www.sporttech.io/explore).



CÂMARA MUNICIPAL  
 DE  
 COIMBRA





### Team Competition 17+ Female

				F1	F2	Total
1st	GOMES	Daniela	AAC	26,20	25,60	51,80
	JACOME	Beatriz	AAC	27,20	21,90	49,10
	LUCAS	Carolina	AAC	27,10	26,30	53,40
						<b>154,30</b>




CÂMARA MUNICIPAL  
DE  
COIMBRA





# Coimbra Gymfest 2018 2nd Edition

## Tumbling – 17+ Male – Qualification

			S1	S2	S3	S4	S5	S6	S7	S8	L	A	E	D	Total	Score		
1.	SARAIVA João		AAC	1997	2	3	3	8	7	6	5	12	3	0	25.1	5.4	30.500	60.500
					3	3	4	11	9	6	6	13	6	0	23.9	6.1	30.000	

Generated by [sporttech.io](http://sporttech.io) official scoring system at Jun 29, 2018 12:27:24 AM. Live results at [www.sporttech.io/explore](http://www.sporttech.io/explore).



CÂMARA MUNICIPAL  
DE  
COIMBRA



					S1	S2	L	A	E	D	Total	Score
1.	SILVA	Diana	 TCL	2006	9 9	6 6	3 0	0 0	28.2 28.5	1.7 1.2	29.900 29.700	59.600
2.	ODAINII	Anna	 GSC	2009	3 9	6 6	0 0	0 0	29.1 28.5	0.7 1.2	29.800 29.700	59.500
3.	EDUARDA	Maria	 TCL	2007	6 2	4 5	3 0	0 0	28.7 29.3	1.2 0.7	-0.9 → 29.000 30.000	59.000
4.	VIEIRA	Rita	 TCL	2006	7 8	6 8	3 3	0 0	28.4 28.1	1.7 1.6	30.100 -0.9 → 28.800	58.900
5.	COELHO	Joana	 AAC	2007	3 3	8 7	0 6	0 0	28.9 28.4	0.7 0.7	29.600 29.100	58.700
6.	ROQUE	Rita	 AAC	2006	6 12	6 8	3 3	0 0	28.5 27.7	1.2 1.3	29.700 29.000	58.700
7.	FOLGADO	Ana	 AAC	2008	6 3	7 9	2 3	0 0	28.5 28.5	0.7 0.7	29.200 29.200	58.400
8.	VICENTE	Matilde	 AAC	2007	4 7	7 9	3 3	0 0	28.6 28.1	0.7 0.7	29.300 28.800	58.100
9.	MOURA	Francisca	 AAC	2007	6 6	11 9	3 3	0 0	28.0 28.2	0.7 0.7	28.700 28.900	57.600
10.	GOMES	Matilde	 AAC	2007	3 5	12 9	4 6	0 0	28.1 28.0	0.7 0.7	28.800 28.700	57.500
11.	PINHEIRO	Nina	 AAC	2006	5 6	10 9	3 5	0 0	28.2 28.0	0.7 0.7	-0.3 → 28.600 28.700	57.300
12.	LEITÃO	Margarida	 GSC	2006	10 12	10 9	0 6	0 0	28.0 27.3	0.7 1.2	28.700 28.500	57.200
13.	CORREIA	Francisca	 AAC	2007	3 3	9 9	5 6	0 0	28.3 28.2	0.7 0.7	-0.9 → 28.100 28.900	57.000
14.	DIAS	Maria	 AAC	2007	6 6	12 9	3 5	0 0	27.9 28.0	0.7 0.7	28.600 -0.9 → 27.800	56.400
15.	LOUREIRO	Sofia	 AAC	2008	4 6	9 15	3 5	0 0	28.4 27.4	0.7 0.7	29.100 -0.9 → 27.200	56.300

Generated by [sporttech.io](http://sporttech.io) official scoring system at Jun 27, 2018 12:07:45 AM. Live results at [www.sporttech.io/explore](http://www.sporttech.io/explore).



CÂMARA MUNICIPAL  
COIMBRA



EUROTRAMP®



### Team Competition DMT U12 Female

				F1	F2	Total
1st	EDUARDA	Maria	TCL	29,00	30,00	59,00
	SILVA	Diana	TCL	29,90	29,70	59,60
	VIEIRA	Rita	TCL	30,10	28,80	58,90
						<b>177,50</b>
2nd	COELHO	Joana	AAC	29,60	29,10	58,70
	FOLGADO	Ana	AAC	29,20	29,20	58,40
	ROQUE	Rita	AAC	29,70	29,00	58,70
						<b>175,80</b>



CÂMARA MUNICIPAL  
 COIMBRA









**EUROTRAMP®**





Coimbra Gymfest 2018 2nd Edition  
Double mini-trampoline – U12 Male – Qualification

					S1	S2	L	A	E	D	Total	Score	
1.	TEIXEIRA	Tiago		GCO	2006	12 7	6 7	2 3	0 0	28.0 28.3	1.2 1.3	29.200 29.600	58.800
2.	JOSÉ	Francisco		CFE	2007	7 8	6 14	3 9	0 0	28.4 26.9	1.6 2.8	30.000 -0.9 → 28.800	58.800
3.	RODRIGUES	José		AAC	2008	5 5	9 6	1 3	0 0	28.5 28.6	0.7 0.7	29.200 29.300	58.500
4.	BRITO	Martim		AAC	2007	12 10	9 9	0 3	0 0	27.9 27.8	1.3 1.2	29.200 29.000	58.200
5.	REIS	Francisco		AAC	2007	9 12	6 6	0 3	0 0	28.5 27.9	1.2 1.3	29.700 -0.9 → 28.300	58.000
6.	NETO	Gaspar		AAC	2008	9 6	12 8	0 3	0 0	27.9 28.3	0.7 0.7	-0.9 → 27.700 29.000	56.700

Generated by [sporttech.io](http://sporttech.io) official scoring system at Jun 27, 2018 12:07:56 AM. Live results at [www.sporttech.io/explore](http://www.sporttech.io/explore).



CÂMARA MUNICIPAL  
COIMBRA





### Team Competition U12 Male

				F1	F2	Total
1st	REIS	Francisco	AAC	29,70	28,30	58,00
	BRITO	Martim	AAC	29,20	29,00	58,20
	RODRIGUES	José	AAC	29,20	29,30	58,50
						<b>174,70</b>



CÂMARA MUNICIPAL  
DE  
COIMBRA



**EUROTRAMP**



					S1	S2	L	A	E	D	Total	Score
1.	CARREIRO	Margarida	 SAR	2004	5 6	9 6	3 6	0 0	28.3 28.2	3.3 3.0	-0.9 → 30.700 31.200	61.900
2.	ALMEIDA	Matilde	 AAC	2005	3 8	5 6	0 3	0 0	29.2 28.3	1.2 1.3	30.400 29.600	60.000
3.	CUNHA	Maria	 AAC	2004	9 6	7 7	5 4	0 0	27.9 28.3	1.6 1.7	29.500 30.000	59.500
4.	PIRES	Inês	 CRDBR	2005	9 14	6 10	0 0	0 0	28.5 27.6	1.3 1.3	29.800 28.900	58.700
5.	LOURINHO	Sofia	 CCRAM	2004	11 9	9 10	3 3	0 0	27.7 27.8	1.6 2.1	-0.9 → 28.400 -1.2 → 28.700	57.100
6.	MONTEIRO	Maria	 AAC	2005	3 6	6 12	3 30	0 0	28.8 25.2	1.7 2.7	-0.9 → 29.600 -1.2 → 26.700	56.300
7.	ABRANTES	Rita	 AAC	2004	3 5	7	3	0 0	28.7 20.5	2.9 2.7	31.600 23.200	54.800
8.	GONÇALVES	Filipa	 CRDBR	2004	9 9	12	0	0 0	20.1 27.9	0.5 3.0	20.600 -0.9 → 30.000	50.600

Generated by [sporttech.io](http://sporttech.io) official scoring system at Jun 29, 2018 11:23:16 AM. Live results at [www.sporttech.io/explore](http://www.sporttech.io/explore).



CÂMARA MUNICIPAL  
 DE  
 COIMBRA



EUROTRAMP







### Team Competition 13-14 Female

				F1	F2	Total
1st	ALMEIDA	Matilde	AAC	30,40	29,60	60,00
	MONTEIRO	Maria	AAC	29,60	26,70	56,30
	CUNHA	Maria	AAC	29,50	30,00	59,50
						<b>175,80</b>




CÂMARA MUNICIPAL  
DE  
COIMBRA





# Coimbra Gymfest 2018 2nd Edition

## Double mini-trampoline – 13-14 Male – Qualification

					S1	S2	L	A	E	D	Total	Score	
1.	LAVADO	Martim	 TCL	2004	9			0	20.1	1.2		21.300	52.300
					9	11	3	0	27.7	3.3		31.000	
2.	RODRIGUES	Pedro	 CRDBR	2005	6			0	20.4	0.5		20.900	51.200
					9	9	6	0	27.6	3.0	-0.3 →	30.300	

Generated by [sporttech.io](http://sporttech.io) official scoring system at **Jun 29, 2018 1:34:25 AM**. Live results at [www.sporttech.io/explore](http://www.sporttech.io/explore).



CÂMARA MUNICIPAL  
DE  
COIMBRA



**EUROTRAMP**



						S1	S2	L	A	E	D	Total	Score
1.	SARMENTO	Marta		GSC	2002	7 10	8 10	3 0	0 0	28.2 28.0	3.7 4.4	31.900 32.400	64.300
2.	ABRANTES	Joana		AAC	2002	10 9	8 12	5 4	0 0	27.7 27.5	3.6 3.7	31.300 31.200	62.500
3.	RIBEIRO	Sara		CCRAM	2002	9 15	11 12	3 4	0 0	27.7 26.9	3.0 2.1	-0.9 → 29.800 29.000	58.800
4.	MATIAS	Sofia		GCO	2002	6 9	7 7	2 0	0 0	28.5 28.4	1.3 1.2	-0.9 → 28.900 29.600	58.500
5.	CARNEIRO	Carolina		AAC	2003	8 13	9 13	6 4	0 0	27.7 27.0	1.6 1.7	29.300 28.700	58.000
6.	ČOPI	Maja		SLO	2003	6 12	8 12	9 7	0 0	27.7 26.9	1.3 1.4	29.000 28.300	57.300
7.	OLIVEIRA	Ana		GSC	2002	6 10	9	3	0	28.2 20.0	4.8 2.4	33.000 22.400	55.400
8.	ERNIŠA	Lara		SLO	2003	14 13			0	19.6 27.1	0.7 1.2	20.300 28.300	48.600
9.	POLANŠČEK	Aleša		SLO	2003	14 12		3	0	19.6 27.2	0.7 1.2	20.300 -0.3 → 28.100	48.400

Generated by [sporttech.io](http://sporttech.io) official scoring system at Jun 29, 2018 1:55:13 PM. Live results at [www.sporttech.io/explore](http://www.sporttech.io/explore).



CÂMARA MUNICIPAL  
COIMBRA



EUROTRAMP®





### Team Competition 15-16 Female

				F1	F2	Total
1st	COPI	Maja	SLO	29,00	28,30	57,30
	POLANSCEK	Alesa	SLO	20,30	28,10	48,40
	ERNISA	Lara	SLO	20,30	28,30	48,60
						<b>154,30</b>



CÂMARA MUNICIPAL  
COIMBRA



**EUROTRAMP®**





Coimbra Gymfest 2018 2nd Edition  
 Double mini-trampoline – 15-16 Male – Qualification

					S1	S2	L	A	E	D	Total	Score
1.	SILVA	Miguel	TCL	2002	10 11	15 11	9 7	0 0	26.6 27.1	5.2 4.8	-1.2 → 30.600 31.900	62.500
2.	PALMA	Diogo	CCRAM	2003	12 10	12 9	5 4	0 0	27.1 27.7	3.3 1.8	30.400 -0.9 → 28.600	59.000
3.	COSTA	João	ADC	2003	10 9	13	6	0 0	27.1 20.1	2.7 0.7	-0.9 → 28.900 20.800	49.700
4.	FERNANDES	Diogo	AAC	2002				0			0	34.000
					10	12	3	0	27.5	6.8	-0.3 → 34.000	

Generated by [sporttech.io](http://sporttech.io) official scoring system at Jun 27, 2018 12:06:49 AM. Live results at [www.sporttech.io/explore](http://www.sporttech.io/explore).





Coimbra Gymfest 2018 2nd Edition  
 Double mini-trampoline – 17+ Female – Qualification

					S1	S2	L	A	E	D	Total	Score
1.	BUCHHOLZ	Charmaine	 TTH	2000	6 8	9 12	0 3	0 0	28.5 27.7	3.0 3.4	31.500 31.100	62.600
2.	PINTO	Stephanie	 CFE	1995	5 15	9 12	3 6	0 0	28.3 26.7	3.5 4.4	-0.3 → 31.500 -0.3 → 30.800	62.300
3.	ALVES	Camila	 AAC	1999	15 7	12 12	3 3	0 0	27.0 27.8	4.4 3.1	31.400 -0.3 → 30.600	62.000
4.	OLIVEIRA	Rita	 AAC	1999	12 12	12 12	3 5	0 0	27.3 27.1	1.6 1.2	-0.9 → 28.000 -0.9 → 27.400	55.400
5.	SILVA	Rute	 CFE	1993	11 12			0 3	19.9 27.6	0.7 1.3	20.600 28.900	49.500

Generated by [sporttech.io](http://sporttech.io) official scoring system at Jun 27, 2018 12:07:06 AM. Live results at [www.sporttech.io/explore](http://www.sporttech.io/explore).



CÂMARA MUNICIPAL  
 DE  
 COIMBRA






EUROTRAMP





# Coimbra Gymfest 2018 2nd Edition

## Double mini-trampoline – 17+ Male – Qualification

					S1	S2	L	A	E	D	Total	Score
1.	FÉLIX	João	 SAR	2001	7	8	0	0	28.5	6.8	35.300	69.100
					9	11	5	0	27.5	7.2	-0.9 → 33.800	
2.	BEHRE	Louis	 TTH	2001	5	6	3	0	28.6	3.0	-0.9 → 30.700	62.900
					5	6	1	0	28.8	3.4	32.200	
3.	SIMÕES	Luís	 AAC	1998	12	12	6	0	27.0	4.4	-0.3 → 31.100	61.700
					8	13	9	0	27.0	3.9	-0.3 → 30.600	
4.	CARVALHO	Pedro	 AAC	1998	12	13	3	0	27.2	3.1	30.300	61.400
					7	12	3	0	27.8	3.3	31.100	
5.	BATISTA	Miguel	 AAC	2001	11	12	9	0	26.8	1.8	28.600	56.800
					14	13	7	0	26.6	1.6	28.200	

Generated by [sporttech.io](http://sporttech.io) official scoring system at Jun 27, 2018 12:07:25 AM. Live results at [www.sporttech.io/explore](http://www.sporttech.io/explore).



CÂMARA MUNICIPAL  
DE  
COIMBRA













### Team Competition 17+ Male

				F1	F2	Total
1st	SIMÕES	Luís	AAC	31,10	30,60	61,70
	BATISTA	Miguel	AAC	28,60	28,20	56,80
	CARVALHO	Pedro	AAC	30,30	31,10	61,40
						<b>179,90</b>





				S1	S2	S3	S4	S5	S6	S7	S8	S9	S10	L	A	E	D	H	Time	Total	Score			
1.	SILVA	Diana	 TCL	2006	1	3	2	2	4	2	6	4	3	6	1	0	16.6	5.6	9.55	14.290	46.040	46.040		
2.	MERMOD	Laura	 ACVG	2006	2	2	1	3	4	2	4	2	4	3	1	0	17.2	4.4	8.80	13.120	43.520	43.520		
3.	ROQUE	Rita	 AAC	2006	4	4	0	3	5	6	4	2	4	6	1	0	16.1	4.4	9.45	12.950	42.900	42.900		
4.	BORLOZ	Nolwenn	 ACVG	2006	3	3	2	6	5	6	2	4	6	4	0	0	15.9	4.5	9.05	12.730	42.180	42.180		
5.	MIRANDA	Leonor	 GCS	2006	4	5	2	5	6	5	7	2	4	6	0	0	15.4	4.4	8.95	11.865	40.615	40.615		
6.	ODAINII	Anna	 GSC	2009	4	7	5	6	5	6	6	5	3	7	0	0	14.6	5.4	8.80	11.515	40.315	40.315		
7.	COELHO	Joana	 AAC	2007	6	4	1	3	4	4	4	1	5	5	0	0	16.3	2.2	9.30	11.785	39.585	39.585		
8.	VIEIRA	Rita	 TCL	2006	7	8											0	2.5	1.9	1.60	2.915	-0.1	8.815	
																							→	8.815

Generated by [sporttech.io](http://sporttech.io) official scoring system at Jun 29, 2018 6:37:27 PM. Live results at [www.sporttech.io/explore](http://www.sporttech.io/explore).



CÂMARA MUNICIPAL  
COIMBRA









EUROTRAMP





Coimbra Gymfest 2018 2nd Edition  
Individual trampoline – U12 Male – Final

				S1	S2	S3	S4	S5	S6	S7	S8	S9	S10	L	A	E	D	H	Time	Total	Score	
1.	FORNO	Álvaro	 GCST	2006	5	4	6	5	5	4	3	6	8	20	0	12.9	8.1	9.50	13.985	44.485	130.900	
2.	JOSÉ	Francisco	 CFE	2007	6	6	7	9	9	7	8	6	4	8	1	0	12.9	8.7	8.50	11.740	41.840	125.705
3.	TEIXEIRA	Tiago	 GCO	2006	6	6	7	7	7	6	7	6	8	8	1	0	13.1	6.3	8.85	12.625	40.875	120.005
4.	GOMES	Guilherme	 ADL	2007	6	5	3	5	8	10	9	4	6	7	3	0	13.4	5.9	8.95	11.875	40.125	119.300
5.	REIS	Francisco	 AAC	2007	6	6	5	4	5	6	4	4	7	6	0	0	14.7	3.5	8.85	12.180	39.230	116.785
6.	BRITO	Martim	 AAC	2007	6	6	4	4	7	6	4	4	6	7	0	0	14.6	3.5	8.85	12.595	39.545	116.215

Generated by [sporttech.io](http://sporttech.io) official scoring system at Jun 29, 2018 7:33:50 PM. Live results at [www.sporttech.io/explore](http://www.sporttech.io/explore).











CÂMARA MUNICIPAL  
COIMBRA



EUROTRAMP®



				S1	S2	S3	S4	S5	S6	S7	S8	S9	S10	L	A	E	D	H	Time	Total	Score	
1.	CARREIRO	Margarida		2004	4	3	4	4	4	6	4	4	4	5	0	0	15.8	7.7	9.00	14.720	47.220	47.220
2.	MORET	Lucie		2005	4	5	5	3	5	4	6	4	5	7	0	0	15.2	8.5	9.45	13.395	46.545	46.545
3.	BRILHANTE	Matilde		2004	4	6	4	4	6	6	4	5	6	5	2	0	14.8	7.6	8.65	14.545	45.595	45.595
4.	RAMALHO	Joana		2004	3	2	2	3	4	6	4	3	4	8	0	0	16.1	5.4	9.25	13.430	44.180	44.180
5.	CUNHA	Maria		2004	3	3	3	4	4	4	4	4	4	6	2	0	15.9	5.5	9.05	13.620	44.070	44.070
6.	ABRANTES	Rita		2004	6	5	6	4	5	6	5	4	4	6	20	0	12.9	7.6	9.00	13.180	42.680	42.680
7.	MONTEIRO	Maria		2005	3	4	2	4	4	4	4	2	4	6	20	0	14.3	5.4	9.20	13.635	42.535	42.535
8.	ALMEIDA	Matilde		2005	3	3	2	4	5	6	4	3	4	6	0	0	16.0	4.2	8.95	13.275	42.425	42.425

Generated by [sporttech.io](http://sporttech.io) official scoring system at Jun 29, 2018 9:09:11 PM. Live results at [www.sporttech.io/explore](http://www.sporttech.io/explore).




CÂMARA MUNICIPAL  
COIMBRA





Coimbra Gymfest 2018 2nd Edition  
Individual trampoline – 13-14 Male – Final









			S1	S2	S3	S4	S5	S6	S7	S8	S9	S10	L	A	E	D	H	Time	Total	Score		
1.	MORAIS	Gonçalo	 ACVG	2004	4	2	3	3	3	6	4	3	6	3	0	0	16.3	10.7	9.25	15.090	51.340	145.015
2.	GAFNER	Jayan	 ACVG	2004	4	4	6	4	4	4	4	3	5	7	0	0	15.5	10.4	9.30	14.930	50.130	141.020
3.	HOMEM	Gabriel	 GCS	2005	6	4	4	6	4	5	5	4	7	6	4	0	14.5	7.6	9.60	14.720	46.420	124.115
4.	BOTELHO	André	 GCS	2005	6	5	4	5	4	4	4	4	6	0	0	15.4	5.2	9.35	13.085	43.035	121.640	
5.	LAVADO	Martim	 TCL	2004	6	4	6	8	9	5	6	4	6	10	20	1	11.5	7.4	8.55	13.510	40.960	93.685

Generated by [sporttech.io](http://sporttech.io) official scoring system at Jun 29, 2018 7:34:55 PM. Live results at [www.sporttech.io/explore](http://www.sporttech.io/explore).



CÂMARA MUNICIPAL  
DE  
COIMBRA



			S1	S2	S3	S4	S5	S6	S7	S8	S9	S10	L	A	E	D	H	Time	Total	Score			
1.	ABRANTES	Joana		2002	4	4	4	5	2	2	4	3	4	4	1	0	16.3	8.7	9.15	14.090	48.240	48.240	
2.	OLIVEIRA	Ana		2002	6	4	8	4	5	6	8	6	6	7	1	0	13.9	10.5	8.80	14.415	47.615	47.615	
3.	SARMENTO	Marta		2002	4	4	4	4	7	4	4	6	6	8	4	0	14.5	9.1	9.15	14.460	47.210	47.210	
4.	DIETZEL	Sally		2002	6	4	6	4	4	4	6	3	4	6	3	0	15.0	7.8	9.05	14.595	46.445	46.445	
5.	ERNIŠA	Lara		2003	8	8	6	6	6	8	7	8	7	8	4	0	12.4	6.1	9.70	13.250	41.450	41.450	
6.	MATIAS	Sofia		2002	6	6	4	4	6	5	4	4	6			0	13.5	6.3	8.10	13.210	41.110	41.110	
7.	POLANŠČEK	Aleša		2003	8	8	8	8	8	10	10	10	8	8	4	0	11.0	5.9	8.90	12.245	37.145	37.145	
8.	RIBEIRO	Sara		2002	8	8	10	10									0	4.4	4.0	3.15	5.420	16.970	16.970

Generated by [sporttech.io](http://sporttech.io) official scoring system at Jun 29, 2018 6:26:48 PM. Live results at [www.sporttech.io/explore](http://www.sporttech.io/explore).








CÂMARA MUNICIPAL  
COIMBRA





Coimbra Gymfest 2018 2nd Edition  
Individual trampoline – 15-16 Male – Final

				S1	S2	S3	S4	S5	S6	S7	S8	S9	S10	L	A	E	D	H	Time	Total	Score	
1.	COSTA	João	 ADC	2003	5	8	6	5	4	6	6	7	6	8	4	0	13.5	8.1	9.15	14.005	44.755	125.740
2.	FERNANDES	Diogo	 AAC	2002	6	6	4	6	8	7	8	8	8	6	2	0	13.1	12.0	8.90	15.620	49.620	122.405
3.	ALLARD	Gilles	 ACVG	2002	6	8	8	6	7	6	6	6	8	8	5	0	12.6	11.2	9.25	14.660	47.710	102.085
4.	PALMA	Diogo	 CCRAM	2003	8	8	10	8	10	10						0	6.6	4.3	4.75	8.055	23.705	101.575
5.	SILVA	Miguel	 TCL	2002	6	3	6	5	6	9	9	6	8	8	5	0	12.9	11.4	8.90	14.855	48.055	93.115

Generated by [sporttech.io](http://sporttech.io) official scoring system at Jun 29, 2018 7:17:26 PM. Live results at [www.sporttech.io/explore](http://www.sporttech.io/explore).



CÂMARA MUNICIPAL  
COIMBRA








EUROTRAMP®





Coimbra Gymfest 2018 2nd Edition  
Individual trampoline – 17+ Female – Final








			S1	S2	S3	S4	S5	S6	S7	S8	S9	S10	L	A	E	D	H	Time	Total	Score		
1.	BUCHHOLZ Charmaine	 TTH	2000	4	6	6	4	4	8	4	2	2	6	2	0	15.2	11.9	9.30	15.500	51.900	145.490	
2.	SIMÃO Ingrid	 GCV	1996	6	6	8	4	4	4	4	3	4	7	0	0	15.0	10.7	9.50	15.285	50.485	140.990	
3.	RAMOS Ana	 GCST	1997	4	6	2	2	4	4	4	4	3	0	0	0	16.7	6.3	9.40	13.830	46.230	134.465	
4.	PINTO Beatriz	 AAC	2001	6	4	6	2	4	4	4	8	4	6	2	0	15.0	8.5	9.05	14.200	46.750	132.195	
5.	BORGES Mariana	 ADL	1990	6	4	4	4	6	6	6	5	6	6	0	0	14.7	7.6	9.25	13.815	45.365	128.645	
6.	ALVES Camila	 AAC	1999	5	6	6	6	8								0	6.9	5.6	4.45	7.000	23.950	109.495
7.	LOPES Leonor	 AAC	1998	6	4	6	2	6	4	4	5	4	6	3	0	15.0	9.2	8.95	14.045	47.195	91.700	

Generated by [sporttech.io](http://sporttech.io) official scoring system at Jun 29, 2018 8:12:21 PM. Live results at [www.sporttech.io/explore](http://www.sporttech.io/explore).



CÂMARA MUNICIPAL  
COIMBRA



			S1	S2	S3	S4	S5	S6	S7	S8	S9	S10	L	A	E	D	H	Time	Total	Score		
1.	SANTOS	Ricardo		1992	4	5	4	2	3	6	4	4	6	4	2	0	15.6	15.9	8.70	17.255	-0.2 → 57.255	162.135
2.	SCHULDT	Matthias		2000	5	4	5	4	6	6	8	8	6	6	2	0	14.0	15.6	8.75	16.545	54.895	154.220
3.	FÉLIX	João		2001	4	6	6	7	6	4	6	4	4	6	3	0	14.4	13.7	8.85	17.135	54.085	148.540
4.	BEHRE	Louis		2001	2	2	2	4	3	5	4	4	4	4	5	0	16.1	8.2	9.10	16.185	49.585	136.480
5.	EMIR	Cueneyt		1997	4	4	6	6	8	4	5	6	5	9	2	0	14.1	14.8	9.10	16.865	54.865	132.195
6.	CARVALHO	Pedro		1998	5	2	8	6	5	7	6	7	8	9	5	0	13.2	7.5	8.85	15.655	-0.2 → 45.005	126.050
7.	SIMÕES	Luís		1998	5	8	8	8	10						0	6.1	4.8	4.20	7.190	22.290	107.085	

Generated by [sporttech.io](http://sporttech.io) official scoring system at Jun 29, 2018 8:59:50 PM. Live results at [www.sporttech.io/explore](http://www.sporttech.io/explore).



CÂMARA MUNICIPAL  
COIMBRA







Coimbra Gymfest 2018 2nd Edition  
Tumbling – U12 Female – Final

					S1	S2	S3	S4	S5	S6	S7	S8	L	A	E	D	Total	Score
1.	ASTON	Lucy	DCGC	2006	4	5	6	6	6	6	4	9	5	0	24.9	3.2	28.100	28.100
																		–
2.	NOGUEIRA	Lara	AAC	2006	3	4	6	6	6	6	5	10	3	0	25.1	2.8	27.900	27.900
																		–
3.	FOSTER	Erin	DCGC	2008	6	6	6	6	6	6	6	6	3	0	24.9	2.2	27.100	27.100
																		–
4.	CUTMORE	Emma	DCGC	2007	3	6	6	6	5	6	6	6	9	0	24.7	2.1	-0.6 → 26.200	26.200
																		–
5.	OLIVEIRA	Matilde	AAC	2006	4	6	6	6	7	6	6	9	5	0	24.5	1.7	26.200	26.200
																		–
6.	MADEIRA	Maria	AAC	2008	5	5	5	6	6	7	7	9	6	0	24.4	1.6	26.000	26.000
																		–
7.	MARQUES	Matilde	AAC	2007	6	6	6	6	8	8	9	11	8	0	23.2	1.6	24.800	24.800
																		–
8.	ALEXANDRE	Beatriz	AAC	2006	5	6	7	9					0	0	15.3	0.7	16.000	16.000
																		–

Generated by [sporttech.io](http://sporttech.io) official scoring system at Jun 29, 2018 4:30:05 PM. Live results at [www.sporttech.io/explore](http://www.sporttech.io/explore).





Coimbra Gymfest 2018 2nd Edition  
Tumbling – U12 Male – Final

					S1	S2	S3	S4	S5	S6	S7	S8	L	A	E	D	Total	Score	
1.	STEEL	Aaron	 DCGC	2008	3	5	6	6	5	5	4	6	5	0	25.5	1.8		27.300	81.000
																		–	
2.	PRATA	Rui	 AAC	2006	3	5	6	6	6	5	3	10	9	0	24.7	2.8	–0.3 →	27.200	75.700
																		–	
3.	COSTA	Miguel	 AAC	2008	6	6	7	9	9	9	11		0	0	21.3	0.7		22.000	59.000
																		–	
4.	CUNHA	Joaquim	 AAC	2008	6	7	9	9	9	12	12		0	0	20.6	0.7		21.300	57.300
																		–	

Generated by [sporttech.io](http://sporttech.io) official scoring system at Jun 29, 2018 4:30:12 PM. Live results at [www.sporttech.io/explore](http://www.sporttech.io/explore).



CÂMARA MUNICIPAL  
DE  
COIMBRA





# Coimbra Gymfest 2018 2nd Edition

## Tumbling – 13-14 Female – Final

					S1	S2	S3	S4	S5	S6	S7	S8	L	A	E	D	Total	Score	
1.	MCALLISTER	Lorna		DCGC	2004	3	4	5	5	4	3	4	9	3	0	26.0	3.2	29.200	29.200
																		–	
2.	DAVIES	Rebekah		DCGC	2004	3	6	6	6	4	3	3	9	9	0	25.1	3.3	28.400	28.400
																		–	
3.	WILSON	Daisy		DCGC	2004	3	6	6	6	5	4	3	10	3	0	25.4	2.9	28.300	28.300
																		–	
4.	MALTHOUSE	Mya		DCGC	2004	3	4	6	6	6	6	6	9	3	0	25.1	3.2	28.300	28.300
																		–	
5.	BARRATT	Tia		DCGC	2005	6	7	6	7	6	6	6	10	5	0	24.1	3.0	27.100	27.100
																		–	
6.	VEIGA	Maria		AAC	2004	5	6	6	6	6	6	6	9	4	0	24.6	1.9	26.500	26.500
																		–	
7.	SANTOS	Vitoria		ADL	2005	6	6	8	7	9	7	7	9	3	0	23.8	1.8	25.600	25.600
																		–	
8.	PINTO	Francisca		AAC	2004	3	4	6	6	5	4	3		0	0	23.9	1.1	25.000	25.000
																		–	

Generated by [sporttech.io](http://sporttech.io) official scoring system at Jun 29, 2018 4:29:13 PM. Live results at [www.sporttech.io/explore](http://www.sporttech.io/explore).





CÂMARA MUNICIPAL  
COIMBRA





Coimbra Gymfest 2018 2nd Edition  
Tumbling – 13-14 Male – Final

					S1	S2	S3	S4	S5	S6	S7	S8	L	A	E	D	Total	Score
1.	GOMBERG	Lior	 ISR	2004	6	6	6	6	4	4	4	9	5	0	25.0	5.2	30.200	88.800
																		–
2.	ANTÓNIO	Miguel	 ADL	2004	3	5	6	6	6	7	9	9	3	0	24.6	2.6	27.200	80.700
																		–
3.	SANTOS	André	 AAC	2005	4	6	6	8	8	6	6	9	6	0	24.1	1.7	25.800	76.700
																		–
4.	CARVALHO	Guilherme	 AAC	2005	5	6	7	6	7	7	6	13	9	0	23.4	1.9	-0.3 → 25.000	73.200
																		–

Generated by [sporttech.io](http://sporttech.io) official scoring system at Jun 29, 2018 4:29:22 PM. Live results at [www.sporttech.io/explore](http://www.sporttech.io/explore).






CÂMARA MUNICIPAL  
DE  
COIMBRA





# Coimbra Gymfest 2018 2nd Edition

## Tumbling – 15-16 Female – Final

					S1	S2	S3	S4	S5	S6	S7	S8	L	A	E	D	Total	Score	
1.	ALLEN	Sophie		DCGC	2002	3	3	3	3	3	3	3	6	4	0	26.9	3.6	30.500	90.600
																		–	
2.	YORKE	Elisha		DCGC	2003	3	5	6	6	4	4	4	10	3	0	25.5	4.1	29.600	85.400
																		–	
3.	KELLY	Tia		DCGC	2002	4	5	5	6	6	5	4	9	3	0	25.3	3.2	28.500	80.500
																		–	
4.	LEMONS	Laura		ADL	2002	3	5	5	6	6	6	6		0	0	23.3	1.2	24.500	77.500
																		–	
5.	RODRIGUES	Ana		AAC	2002	3	5	6	6	6	5	5	12	30	0	22.2	1.6	–0.3 → 23.500	74.300
																		–	
6.	CRAVO	Constança		AAC	2002													–	47.500
																		–	

Generated by [sporttech.io](http://sporttech.io) official scoring system at Jun 29, 2018 4:29:36 PM. Live results at [www.sporttech.io/explore](http://www.sporttech.io/explore).



CÂMARA MUNICIPAL  
DE  
COIMBRA





Coimbra Gymfest 2018 2nd Edition  
 Tumbling – 15-16 Male – Final

					S1	S2	S3	S4	S5	S6	S7	S8	L	A	E	D	Total	Score
1.	FERNANDES	Paulo	 ADL	2002	3	3	3	3	3	5	4	12	0	0	26.4	4.4	-0.6 → 30.200	87.900
2.	REID	Thomas	 DCGC	2003	6	4	4	3	3	3	6	9	6	0	25.6	3.8	29.400	87.300
3.	TOLEDANO	Eran	 ISR	2002	3	3	6	6	6	6	4	13	9	0	24.4	3.2	27.600	81.100

Generated by [sporttech.io](http://sporttech.io) official scoring system at Jun 29, 2018 4:29:43 PM. Live results at [www.sporttech.io/explore](http://www.sporttech.io/explore).





CÂMARA MUNICIPAL  
 DE  
 COIMBRA





Coimbra Gymfest 2018 2nd Edition  
 Tumbling – 17+ Female – Final

					S1	S2	S3	S4	S5	S6	S7	S8	L	A	E	D	Total	Score	
1.	YOUNG	Megan		DCGC	2001	3	3	1	2	3	3	5	9	3	0	26.8	3.3	30.100	89.800
																		–	
2.	LUCAS	Carolina		AAC	2000	3	5	5	6	6	6	9	3	0	25.1	1.9	27.000	80.400	
																		–	
3.	GOMES	Daniela		AAC	2000	3	6	6	6	6	6	12	9	0	24.0	2.1	-0.6 → 25.500	77.300	
																		–	
4.	JÁCOME	Beatriz		AAC	1999	3	5	6	6	6	5	6	8	9	0	24.6	1.3	25.900	75.000
																		–	
5.	POMBO	Ana		AAC	2001	3	9	9	9	9	9	8	3	0	23.2	1.3	24.500	72.700	
																		–	

Generated by [sporttech.io](http://sporttech.io) official scoring system at Jun 29, 2018 4:29:54 PM. Live results at [www.sporttech.io/explore](http://www.sporttech.io/explore).




CÂMARA MUNICIPAL  
 DE  
 COIMBRA





Coimbra Gymfest 2018 2nd Edition  
Tumbling – 17+ Male – Final

			S1	S2	S3	S4	S5	S6	S7	S8	L	A	E	D	Total	Score		
1.	SARAIVA João		AAC	1997	3	4	3	2	3	3	3	10	9	0	26.0	6.0	-0.3 → 31.700	92.200

Generated by [sporttech.io](http://sporttech.io) official scoring system at Jun 29, 2018 11:30:28 AM. Live results at [www.sporttech.io/explore](http://www.sporttech.io/explore).



CÂMARA MUNICIPAL  
DE  
COIMBRA







Coimbra Gymfest 2018 2nd Edition  
Double mini-trampoline – U12 Female – Final

					S1	S2	L	A	E	D	Total	Score
1.	VIEIRA	Rita	TCL	2006	9 6	6 9	4 5	0 0	28.1 28.0	1.6 2.4	29.700 30.400	60.100
2.	EDUARDA	Maria	TCL	2007	2 6	6 6	0 4	0 0	29.2 28.4	0.7 1.6	29.900 30.000	59.900
3.	ODAINII	Anna	GSC	2009	9 3	6 6	0 0	0 0	28.5 29.1	1.3 0.7	29.800 29.800	59.600
4.	SILVA	Diana	TCL	2006	9 7	6 7	3 0	0 0	28.2 28.6	1.3 1.3	29.500 29.900	59.400
5.	FOLGADO	Ana	AAC	2008	5 4	12 3	3 6	0 0	28.0 28.7	0.7	28.700 28.700	57.400
6.	VICENTE	Matilde	AAC	2007	11 6	10 6	6 0	0 0	27.3 28.8	1.2	28.500 -0.9 → 27.900	56.400
7.	ROQUE	Rita	AAC	2006	6 2	5	3 0	0 0	20.4 29.0	0.7 0.7	21.100 29.700	50.800
8.	COELHO	Joana	AAC	2007	11 2	3	0 0	0 0	19.9 29.5	0.5	20.400 29.500	49.900

Generated by [sporttech.io](http://sporttech.io) official scoring system at Jun 29, 2018 10:11:15 AM. Live results at [www.sporttech.io/explore](http://www.sporttech.io/explore).









CÂMARA MUNICIPAL  
COIMBRA





Coimbra Gymfest 2018 2nd Edition  
Double mini-trampoline – U12 Male – Final

					S1	S2	L	A	E	D	Total	Score	
1.	TEIXEIRA	Tiago	 GCO	2006	6	9	3	0	28.2	2.9		31.100	121.000
					5	9	3	0	28.3	2.8		31.100	
2.	JOSÉ	Francisco	 CFE	2007	6	11	30	0	25.3	2.7		28.000	117.400
					7	12	4	0	27.7	2.9		30.600	
3.	REIS	Francisco	 AAC	2007	4	6	3	0	28.7	0.7	-0.3 →	29.100	116.500
					3	3	0	0	29.4			29.400	
4.	RODRIGUES	José	 AAC	2008	6	10	30	0	25.4	0.7	-0.9 →	25.200	112.400
					6	6	1	0	28.7			28.700	
5.	NETO	Gaspar	 AAC	2008	11			0	19.9	0.7		20.600	97.700
					11			0	19.9	0.5		20.400	
6.	BRITO	Martim	 AAC	2007				0				0	87.100
					10	10	3	0	27.7	1.2		28.900	

Generated by [sporttech.io](http://sporttech.io) official scoring system at Jun 29, 2018 10:30:40 AM. Live results at [www.sporttech.io/explore](http://www.sporttech.io/explore).



CÂMARA MUNICIPAL  
DE  
COIMBRA



					S1	S2	L	A	E	D	Total	Score
1.	CARREIRO	Margarida	 SAR	2004	9 5	9 5	6 0	0 0	27.6 29.0	1.8 1.3	29.400 30.300	121.600
2.	CUNHA	Maria	 AAC	2004	9 6	4 6	0 0	0 0	28.7 28.8	1.3 1.3	30.000 30.100	119.600
3.	ALMEIDA	Matilde	 AAC	2005	9 8	6 5	3 0	0 0	28.2 28.7	1.3 1.2	-0.9 → 28.600 29.900	118.500
4.	PIRES	Inês	 CRDBR	2005	10 9	9 7	3 0	0 0	27.8 28.4	1.7 1.3	29.500 29.700	117.900
5.	MONTEIRO	Maria	 AAC	2005	5 4	6 3	0 3	0 0	28.9 29.0	1.3 1.3	30.200 30.300	116.800
6.	ABRANTES	Rita	 AAC	2004	1 4	8 8	4 3	0 0	28.7 28.5	2.8 1.8	31.500 30.300	116.600
7.	LOURINHO	Sofia	 CCRAM	2004	9 8	9	6 0	0 0	27.6 20.2	3.0 0.5	-0.3 → 30.300 20.700	108.100
8.	GONÇALVES	Filipa	 CRDBR	2004	8		0 0		0 20.2		0 20.900	71.500

Generated by [sporttech.io](http://sporttech.io) official scoring system at Jun 29, 2018 11:29:24 AM. Live results at [www.sporttech.io/explore](http://www.sporttech.io/explore).





Coimbra Gymfest 2018 2nd Edition  
Double mini-trampoline – 13-14 Male – Final

					S1	S2	L	A	E	D	Total	Score
1.	LAVADO	Martim	 TCL	2004	6	11	3	0	28.0	2.8	-0.9 → 29.900	103.000
					9			0	20.1	0.7	20.800	
2.	RODRIGUES	Pedro	 CRDBR	2005	9	12	3	0	27.6	1.8	-0.3 → 29.100	101.100
					9			0	20.1	0.7	20.800	

Generated by [sporttech.io](http://sporttech.io) official scoring system at Jun 29, 2018 12:24:42 PM. Live results at [www.sporttech.io/explore](http://www.sporttech.io/explore).



CÂMARA MUNICIPAL  
DE  
COIMBRA



EUROTRAMP





Coimbra Gymfest 2018 2nd Edition  
Double mini-trampoline – 15-16 Female – Final

					S1	S2	L	A	E	D	Total	Score
1.	OLIVEIRA	Ana	GSC	2002	9 8	9 12	3 5	0 0	27.9 27.5	5.6 5.6	33.500 -0.9 → 32.200	65.700
2.	MATIAS	Sofia	GCO	2002	8 6	10 11	0 5	0 0	28.2 27.8	3.3 3.3	31.500 31.100	62.600
3.	ABRANTES	Joana	AAC	2002	12 6	11 8	3 3	0 0	27.4 28.3	4.4 2.7	-0.9 → 30.900 31.000	61.900
4.	CARNEIRO	Carolina	AAC	2003	3 11	15 8	9 3	0 0	27.3 27.8	2.4 1.2	29.700 29.000	58.700
5.	ČOPI	Maja	SLO	2003	8 11	10 9	9 3	0 0	27.3 27.7	1.6 1.3	-0.3 → 28.600 29.000	57.600
6.	ERNIŠA	Lara	SLO	2003	12 13	12 15	3 6	0 0	27.3 26.6	1.3 1.6	28.600 28.200	56.800
7.	RIBEIRO	Sara	CCRAM	2002	12 9	15 11	3 6	0 0	27.0 27.4	0.5 1.6	-0.9 → 26.600 -0.9 → 28.100	54.700
8.	SARMENTO	Marta	GSC	2002	7 11			0 0	20.3 19.9	0.7 2.4	21.000 22.300	43.300

Generated by [sporttech.io](http://sporttech.io) official scoring system at Jun 29, 2018 2:14:06 PM. Live results at [www.sporttech.io/explore](http://www.sporttech.io/explore).



CÂMARA MUNICIPAL  
COIMBRA





Coimbra Gymfest 2018 2nd Edition  
 Double mini-trampoline – 15-16 Male – Final

					S1	S2	L	A	E	D	Total	Score
1.	SILVA	Miguel	TCL	2002	8 12	8 12	6 3	0 0	27.8 27.3	3.1 4.4	30.900 31.700	125.100
2.	COSTA	João	ADC	2003	10 9	14 13	6 7	0 0	27.0 27.1	3.3 3.8	-0.3 → 30.000 30.900	110.600
3.	FERNANDES	Diogo	AAC	2002	7 7	9 9	9 7	0 0	27.5 27.7	6.8 6.0	-0.3 → 34.000 -0.9 → 32.800	100.800
4.	PALMA	Diogo	CCRAM	2003	10	15	7	0 0	26.8	3.3	-0.9 → 29.200	88.200

Generated by [sporttech.io](http://sporttech.io) official scoring system at Jun 29, 2018 2:57:20 PM. Live results at [www.sporttech.io/explore](http://www.sporttech.io/explore).



CÂMARA MUNICIPAL  
 DE  
 COIMBRA





Coimbra Gymfest 2018 2nd Edition  
 Double mini-trampoline – 17+ Female – Final

					S1	S2	L	A	E	D	Total	Score
1.	BUCHHOLZ	Charmaine	 TTH	2000	11 8	12 12	6 4	0 0	27.1 27.6	4.4 5.2	31.500 32.800	126.900
2.	ALVES	Camila	 AAC	1999	13 7	14 9	3 3	0 0	27.0 28.1	4.4 3.3	31.400 31.400	124.800
3.	PINTO	Stephanie	 CFE	1995	8 6	10 9	3 5	0 0	27.9 28.0	3.3 3.0	31.200 31.000	124.500
4.	OLIVEIRA	Rita	 AAC	1999	9 5	7 12	15 4	0 0	26.9 27.9	1.3 2.4	-0.9 → 27.300 30.300	113.000
5.	SILVA	Rute	 CFE	1993	12 9	10 15	3 6	0 0	27.5 27.0	1.2 3.0	28.700 30.000	108.200

Generated by [sporttech.io](http://sporttech.io) official scoring system at Jun 29, 2018 3:31:22 PM. Live results at [www.sporttech.io/explore](http://www.sporttech.io/explore).



CÂMARA MUNICIPAL  
 DE  
 COIMBRA





Coimbra Gymfest 2018 2nd Edition  
 Double mini-trampoline – 17+ Male – Final

					S1	S2	L	A	E	D	Total	Score
1.	FÉLIX	João	 SAR	2001	8 6	12 10	0 3	0 0	28.0 28.1	6.4 4.2	-0.9 → 33.500 32.300	134.900
2.	BEHRE	Louis	 TTH	2001	6 10	10 12	4 6	0 0	28.0 27.2	3.7 4.4	31.700 -0.9 → 30.700	125.300
3.	CARVALHO	Pedro	 AAC	1998	6 6	10 13	3 3	0 0	28.1 27.8	2.7 3.0	30.800 30.800	123.000
4.	SIMÕES	Luís	 AAC	1998	9 5	12 12	3 4	0 0	27.6 27.9	3.5 3.4	-0.3 → 30.800 -0.9 → 30.400	122.900
5.	BATISTA	Miguel	 AAC	2001	12 10	15 9	3 0	0 0	27.0 28.1	2.9 1.3	29.900 29.400	116.100

Generated by [sporttech.io](http://sporttech.io) official scoring system at Jun 29, 2018 4:22:16 PM. Live results at [www.sporttech.io/explore](http://www.sporttech.io/explore).



CÂMARA MUNICIPAL  
 DE  
 COIMBRA

